

**APPENDIX A
PHOTOGRAPHS**

TABLE OF PHOTOGRAPHS

Figure		Page
1	As Received Right Front $\frac{3}{4}$ View of Test Vehicle	A-1
2	As Received Left Rear $\frac{3}{4}$ View of Test Vehicle	A-1
3	Pre-Test Left View of Test Vehicle	A-2
4	Post-Test Left View of Test Vehicle	A-2
5	Pre-Test Left Front $\frac{3}{4}$ View of Test Vehicle	A-3
6	Post-Test Left Front $\frac{3}{4}$ View of Test Vehicle	A-3
7	Pre-Test Front View of Test Vehicle	A-4
8	Post-Test Front View of Test Vehicle	A-4
9	Pre-Test Right Front $\frac{3}{4}$ View of Test Vehicle	A-5
10	Post-Test Right Front $\frac{3}{4}$ View of Test Vehicle	A-5
11	Pre-Test Right View of Test Vehicle	A-6
12	Post-Test Right View of Test Vehicle	A-6
13	Pre-Test Windshield	A-7
14	Post-Test Windshield	A-7
15	Pre-Test Engine Compartment	A-8
16	Post-Test Engine Compartment	A-8
17	Pre-Test Fuel Filler Cap View	A-9
18	Post-Test Fuel Filler Cap View	A-9
19	Pre-Test Front Underbody View of Test Vehicle	A-10
20	Post-Test Front Underbody View of Test Vehicle	A-10
21	Pre-Test Left Front Quarter Panel	A-11
22	Post-Test Left Front Quarter Panel	A-11
23	Pre-Test Vehicle Impact Area	A-12
24	Post-Test Vehicle Impact Area	A-12
25	Pre-Test Front View of Driver Dummy	A-13
26	Post-Test Front View of Driver Dummy	A-13
27	Pre-Test Side View of Driver Dummy	A-14
28	Post-Test Side View of Driver Dummy	A-14
29	Pre-Test Driver Dummy and Vehicle Interior	A-15
30	Post-Test Driver Dummy and Vehicle Interior	A-15
31	Pre-Test Driver's Seat Fore-Aft Markings	A-16
32	Post-Test Driver's Seat Fore-Aft Markings	A-16
33	Pre-Test Driver Dummy Feet	A-17
34	Post-Test Driver Dummy Feet	A-17

TABLE OF PHOTOGRAPHS ... (CONTINUED)

<u>Figure</u>		<u>Page</u>
35	Post-Test Driver Dummy Face	A-18
36	Post-Test Driver Dummy Contact with Frontal Airbag	A-18
37	Post-Test Driver Dummy Contact with Headrest	A-19
38	Post-Test Driver Dummy Contact with Curtain Airbag	A-19
39	Post-Test Driver Dummy Contact with Knee Bolster	A-20
40	Post-Test Driver Dummy Contact with Steering Column	A-20
41	Pre-Test Steering Column	A-21
42	Post-Test Steering Column	A-21
43	Pre-Test Front View of Passenger Dummy	A-22
44	Post-Test Front View of Passenger Dummy	A-22
45	Pre-Test Side View of Passenger Dummy	A-23
46	Post-Test Side View of Passenger Dummy	A-23
47	Post-Test Passenger Dummy and Vehicle Interior	A-24
48	Pre-Test Passenger's Seat Fore-Aft Markings	A-24
49	Post-Test Passenger's Seat Fore-Aft Markings	A-25
50	Pre-Test Passenger Dummy Feet	A-25
51	Post-Test Passenger Dummy Feet	A-26
52	Post-Test Passenger Dummy Face	A-26
53	Post-Test Passenger Dummy Contact with Frontal Airbag	A-27
54	Post-Test Passenger Dummy Contact with Headrest	A-27
55	Post-Test Passenger Dummy Contact with Knee Bolster	A-28
56	Pre-Test Equipment and Ballast	A-28
57	Manufacturer's Label	A-29
58	Tire Information Label	A-29
59	Impact Event	A-30



FIGURE 1. As Received Right Front $\frac{3}{4}$ View of Test Vehicle



FIGURE 2. As Received Left Rear $\frac{3}{4}$ View of Test Vehicle



FIGURE 3. Pre-Test Left View of Test Vehicle



FIGURE 4. Post-Test Left View of Test Vehicle



FIGURE 5. Pre-Test Left Front $\frac{3}{4}$ View of Test Vehicle



FIGURE 6. Post-Test Left Front $\frac{3}{4}$ View of Test Vehicle



FIGURE 7. Pre-Test Front View of Test Vehicle



FIGURE 8. Post-Test Front View of Test Vehicle



FIGURE 9. Pre-Test Right Front ¾ View of Test Vehicle



FIGURE 10. Post-Test Right Front ¾ View of Test Vehicle



FIGURE 11. Pre-Test Right View of Test Vehicle



FIGURE 12. Post-Test Right View of Test Vehicle



FIGURE 13. Pre-Test Windshield



FIGURE 14. Post-Test Windshield



FIGURE 15. Pre-Test Engine Compartment




FIGURE 16. Post-Test Engine Compartment



FIGURE 17. Pre-Test Fuel Filler Cap View



FIGURE 18. Post-Test Fuel Filler Cap View




FIGURE 19. Pre-Test Front Underbody View of Test Vehicle




FIGURE 20. Post-Test Front Underbody View of Test Vehicle



FIGURE 21. Pre-Test Left Front Quarter Panel




FIGURE 22. Post-Test Left Front Quarter Panel



FIGURE 23. Pre-Test Vehicle Impact Area



FIGURE 24. Post-Test Vehicle Impact Area



FIGURE 25. Pre-Test Front View of Driver Dummy



FIGURE 26. Post-Test Front View of Driver Dummy



FIGURE 27. Pre-Test Side View of Driver Dummy



FIGURE 28. Post-Test Side View of Driver Dummy



FIGURE 29. Pre-Test Driver Dummy and Vehicle Interior



FIGURE 30. Post-Test Driver Dummy and Vehicle Interior



FIGURE 31. Pre-Test Driver's Seat Fore-Aft Markings



FIGURE 32. Post-Test Driver's Seat Fore-Aft Markings



FIGURE 33. Pre-Test Driver Dummy Feet



FIGURE 34. Post-Test Driver Dummy Feet



FIGURE 35. Post-Test Driver Dummy Face



FIGURE 36. Post-Test Driver Dummy Contact with Frontal Airbag

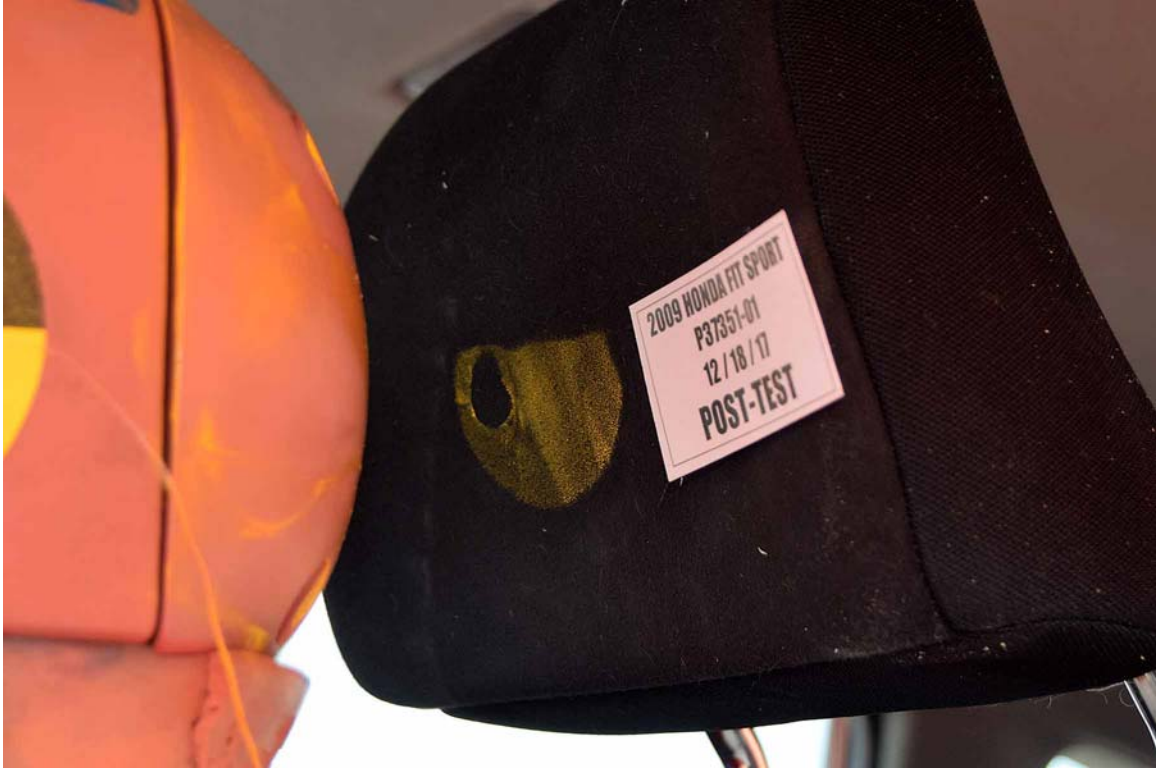


FIGURE 37. Post-Test Driver Dummy Contact with Headrest



FIGURE 38. Post-Test Driver Dummy Contact with Curtain Airbag



FIGURE 39. Post-Test Driver Dummy Contact with Knee Bolster



FIGURE 40. Post-Test Driver Dummy Contact with Steering Column



FIGURE 41. Pre-Test Steering Column



FIGURE 42. Post-Test Steering Column



FIGURE 43. Pre-Test Front View of Passenger Dummy



FIGURE 44. Post-Test Front View of Passenger Dummy



FIGURE 45. Pre-Test Side View of Passenger Dummy



FIGURE 46. Post-Test Side View of Passenger Dummy



FIGURE 47. Post-Test Passenger Dummy and Vehicle Interior



FIGURE 48. Pre-Test Passenger's Seat Fore-Aft Markings



FIGURE 49. Post-Test Passenger's Seat Fore-Aft Markings



FIGURE 50. Pre-Test Passenger Dummy Feet



FIGURE 51. Post-Test Passenger Dummy Feet



FIGURE 52. Post-Test Passenger Dummy Face



FIGURE 53. Post-Test Passenger Dummy Contact with Frontal Airbag



FIGURE 54. Post-Test Passenger Dummy Contact with Headrest



FIGURE 55. Post-Test Passenger Dummy Contact with Knee Bolster




FIGURE 56. Pre-Test Equipment and Ballast



FIGURE 57. Manufacturer's Label



FIGURE 58. Tire Information Label



FIGURE 59. Impact Event